



भारत सरकार **GOVERNMENT OF INDIA**  
वित्त मंत्रालय **MINISTRY OF FINANCE**  
राजस्व विभाग **DEPARTMENT OF REVENUE**  
केन्द्रीय अप्रत्यक्ष कर और सीमा शुल्क बोर्ड  
**CENTRAL BOARD OF INDIRECT TAXES AND CUSTOMS**  
सीमा शुल्क आयुक्त का कार्यालय  
**OFFICE OF THE COMMISSIONER OF CUSTOMS**  
सीमा शुल्क गृह, विल्लिंग्टन आईलैंड, कोच्चिन-682009  
**CUSTOM HOUSE, WILLINGDON ISLAND, COCHIN-682009**



**Website: [www.cochincustoms.gov.in](http://www.cochincustoms.gov.in)**

**Control Room: 0484-2666422**

**E-mail: [commr@cochincustoms.gov.in](mailto:commr@cochincustoms.gov.in)**

**Fax: 0484-2668468**

**PUBLIC NOTICE NO. 18/2020 DTD 19-11-2020**

Sub: "Implementation of Ease of Doing Business (EODB) Score card"-  
reg.

---

Attention of all Customs House Agents/ Customs Brokers, importers and the Members of the Trade is drawn to "Doing Business Report, 2020" released by World Bank. In the said report, India has been placed at an over-all rank of 63. As far as Central Board of Indirect Taxes and Customs (CBIC) is concerned, the parameter relevant to working of Customs is 'Trading Across Borders' (TAB). This parameter covers both Customs and infrastructural (Port/Border) aspects. In this parameter also, the ranking of the country has improved to 68 from 80 in the last year.

2. Ease of doing business is dynamic and depends on various initiatives/ measures being taken. Now, in an attempt to further improve the Ease of Doing Business, Board has decided to direct all the customs formations under CBIC to introduce 'EODB score-card for custom brokers'.

3. The EODB score-card is an attempt to sensitize the customs brokers who play a vital role in clearance of goods about facilitation measures taken to reduce release time and cost of clearance. The score-card aims to nudge the customs brokers towards deeper adoption of facilitation measures and also to support them further in evaluating their own performance in reducing release time and cost.

4. The EODB scoring model is a quantitative indicator based on four crucial parameters i.e.

- the number of Advance/Prior B/Es filed
- the average number of E-sanchit documents uploaded per B/E
- the average time taken from assessment to duty payment and
- the average time taken from duty payment to registration.


5. This monthly score card will be conveyed to Customs Brokers (CBs) via e-mail along with the maximum score obtained for each parameter during the month. This communication is private and is meant to help CBs monitor their performance and make them more efficient and effective in the delivery of their services.

6. Difficulties faced, if any, should be brought to the notice of this Office.

7. The contents of this Public Notice may be brought to the knowledge

of the member constituents of the Trade. The Public notice may be downloaded from the website [www.cochincustoms.nic.in](http://www.cochincustoms.nic.in).

8. Hindi version follows.



(मोहम्मद यूसुफ MOHD. YOUSAF)

सीमाशुल्क आयुक्त, COMMISSIONER OF CUSTOMS

F.No. C1/01/2020 TU-Cus

**Dated: the 19<sup>th</sup> November, 2020**

Copy to:

1. The Chief Commissioner, Customs and CGST, Thiruvananthapuram Zone.
2. All Members of the Trade Facilitation Committee.
3. All Custodians/CFS's/ICTT.
4. Kerala Chamber of Commerce.
5. Deputy / Asstt. Commissioner of Customs, GDKL/ MIV/ CONCOR/ PETTA/KSIDC/CPT.
6. Deputy / Asstt. Commissioner of Customs, CIAL/ Air Cargo Complex, Nedumbasserry.
7. Notice Board / Website/ EDI Section, Customs, Cochin. ✓ EDI
8. Hindi cell for necessary action.
9. Master File.



# COCHIN CUSTOMS

## OFFICE OF THE COMMISSIONER OF CUSTOMS, CUSTOM HOUSE, WILLINGDON ISLAND, COCHIN-682009

### CUSTOM BROKER EODB SCORECARD FOR SEPTEMBER 2020

**Customs Broker:**

Name : ABC Pvt Ltd  
 Number :  
 Port :

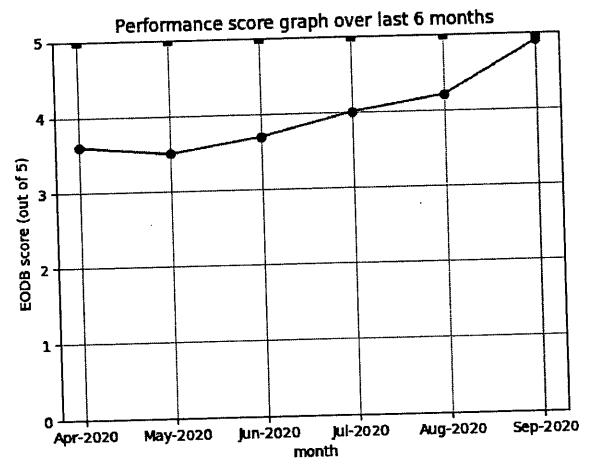
EODB Score for Sep 2020

**4.9/5**

(Top score for Sep 2020 is 5.0)

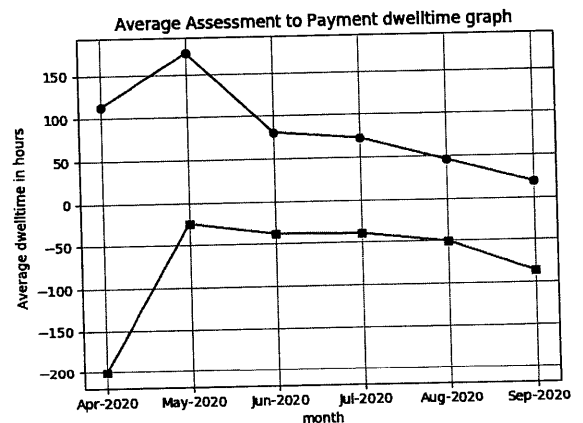
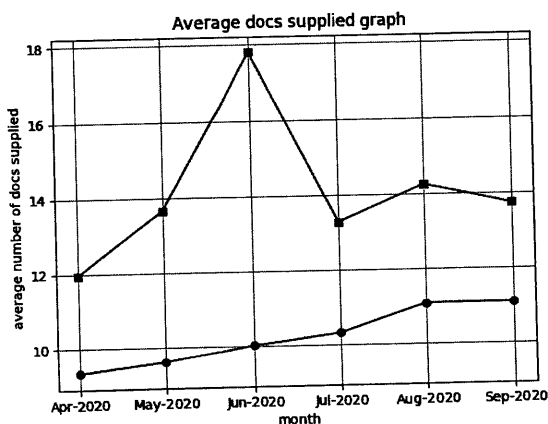
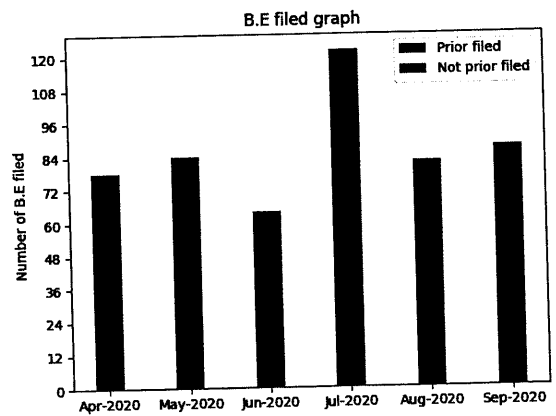
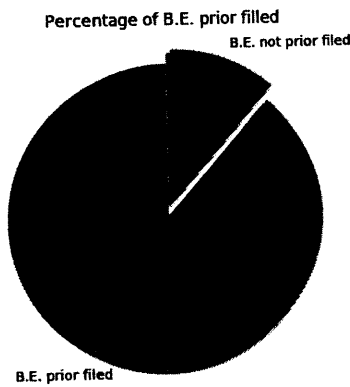
**Introduction:**

As part of its EODB initiatives, it has been the endeavour of CCH to sensitise all stakeholders, including Customs officers, brokers and PGAs, involved in clearance of goods, about facilitation measures taken to reduce release time and cost of clearance. In order to foster healthy competition among brokers, who play a vital role in ensuring the success of these initiatives, TRS has also listed the CBs clearing goods in minimum time and filing the maximum number of advance B/E. In order to 'nudge' the Customs brokers, towards deeper adoption of these measures as also to support them further in evaluating their own performance in reducing release time and cost, CCH has created 'EODB Score Card'. The EODB scoring model is a quantitative indicator based on four crucial parameters i.e. the number of Advance/Prior Bs/E filed, the average number of E-sanchit documents uploaded per B/E, average time taken from assessment to duty payment and average time taken from duty payment to registration.



**Stats for the month of September 2020:**

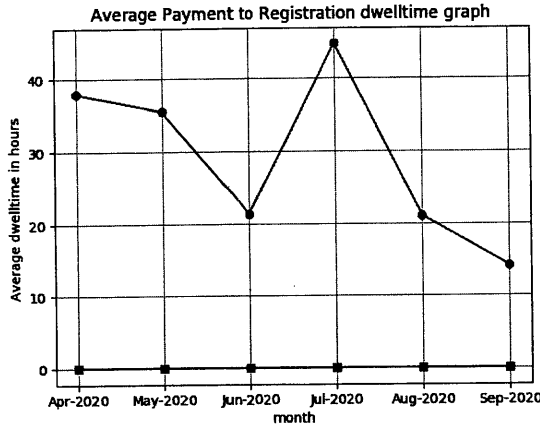
Total B.E. cleared : 87	Total esanchit docs uploaded : 965	Avg. Assessment to Payment : 18.85 hrs
Total Prior B.E. cleared : 77	Avg. Docs per B.E filed : 11.09	Avg. Payment to Registration : 14.16 hrs





**COCHIN CUSTOMS**  
 OFFICE OF THE COMMISSIONER OF CUSTOMS, CUSTOM  
 HOUSE, WILLINGDON ISLAND, COCHIN-682009

**CUSTOM BROKER EODB SCORECARD FOR SEPTEMBER 2020**



**Marker type:**  
 ○ Your score for the month  
 □ Best score for the month

**Parameters used for calculating the EODB score:**

The EODB score is calculated on a scale of 5. The score is weighted average of four parameters listed below.

- (i) Advance / Prior BE %
- (ii) Avg No of E-sanchit Documents per B/E
- (iii) Assessment to Payment Dwell time
- (iv) Payment to Registration Dwell time

Prior BE (PBE)		e-Sanchit Document (eSD)		Assessment to Payment Dwell time (A2PDT)		Payment to Registration Dwell time (P2RDT)	
% of prior BE filed		Avg. no. of documents uploaded per BE		Avg. no. of hours for clearance		Avg. no. of hours for clearance	
< 10	0	< 2	0	> 50 hrs	0	> 96 hrs	0
10 < 20	1	2 < 3	1	40 > 50	1	72 > 96	1
20 < 40	2	3 < 4	2	30 > 40	2	48 > 72	2
40 < 60	3	4 < 5	3	20 > 30	3	36 > 48	3
60 < 80	4	5 < 6	4	10 > 20	4	24 > 36	4
>= 80	5	>= 6	5	<= 10	5	<= 24	5

$$\text{Total EODB Score} = \text{PBE} * 0.4 + \text{eSD} * 0.25 + \text{A2PDT} * 0.1 + \text{P2RDT} * 0.25$$